

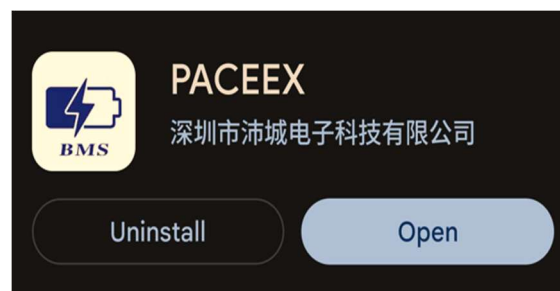
## Instructions to download and operate PACEEX BMS monitoring APP



The PACEEX BMS app is used to communicate with EnergyPak EP24200, V2.


The PACEEX BMS app is available for both Android and iOS devices.

Simply visit the **Google Play Store** or the **Apple App Store**, depending on your operating system, and download **PACEEX** to get started.



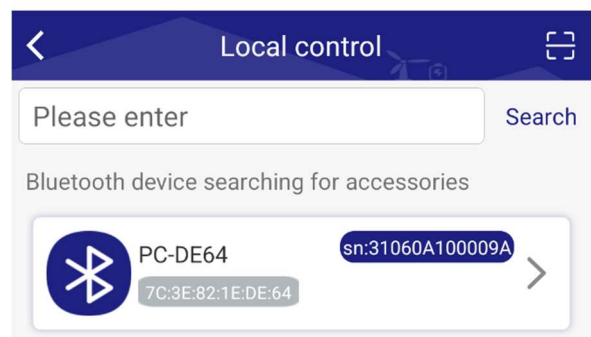
**Step 1: Pair with the Bluetooth ID.**

To do this, open the **PACEEX** app and scan the **QR code** located on the outside of the battery.



Once the battery is paired, it will appear on the screen—just like it's shown in the picture.

Tap the listed device to view the battery's status and detailed information.



The images below display the real-time monitoring data for the battery, providing insights into its performance and status.

